



Manage this device with Digi Remote Manager

DIGI CORE PLUG-IN LTE MODEM

Modular LTE connectivity with Carrier Smart Select and dual SIM support across major carriers for optimal mobile network access

Stay connected with Digi CORE® plug-in LTE modems for LTE, LTE-Advanced and LTE-Advanced Pro connectivity across major cellular networks. The modular design integrates with a range of Digi high-performance routers and infrastructure devices, including Digi EX15, Digi IX20, Digi Connect EZ® 2/4, Digi Connect EZ® 8, Digi Connect EZ® 16/32, Digi Connect IT® 4, Digi Connect IT® 16/48 and Digi AnywhereUSB® Plus.

With Digi CORE plug-in modems, enabled Digi devices can connect to mobile networks using the LTE standard that best suits each use case. Larger locations or data-intensive applications can utilize LTE-Advanced Cat 7 and LTE-Advanced Pro Cat 18 versions of the Digi CORE plug-in modem to take advantage of faster speeds and carrier aggregation.

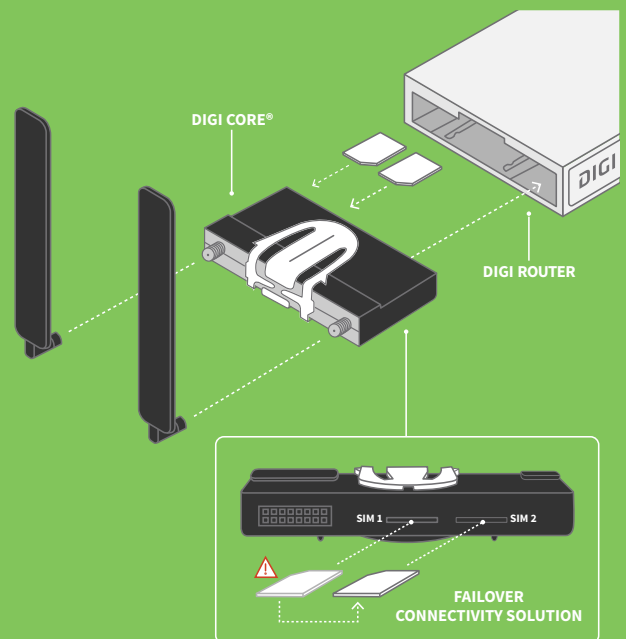
FirstNet Trusted™ devices provide additional support for critical priority responder communication. Applications with less intensive needs can opt for the cost-saving deployment of a standard LTE Cat 4 connection. Select the router and modem that best fit current and future connectivity needs with the ability to upgrade devices rather than replacing them.

Digi Remote Manager® is a secure cloud-based device management solution that provides remote monitoring and control of Digi enterprise routers and gateways after deployment. It enables easy setup, configuration and support for installations of Digi devices. Digi WAN Bonding provides additional reliability and performance with 5G/LTE WAN aggregation and immediate failover.

FEATURES AND BENEFITS

- Certified with major cellular carriers
- Scalable throughput with multiple module types:
 - LTE-Advanced Cat 7 and LTE-Advanced Pro Cat 18
 - LTE Cat 4 with 3G / 2G fallback
 - LTE 450 MHz with public LTE fallback
 - LTE Cat M1 / NB1 with 2G fallback (EGPRS)
- FirstNet Trusted™ devices for critical communication
- Dual SIM slots with automatic or manual swapping
- Carrier Smart Select™ for optimal connectivity
- Readily upgrade to meet changing cellular standards
- Tamper-proof optional locking mechanism
- External SMA connectors for custom antenna runs

CORE MODEM DIAGRAM



RELATED PRODUCTS



Digi Remote Manager



Digi IX20



Digi EX15



Digi Connect IT



Digi Connect EZ

Digi CORE plug-in LTE modem inserted into a Digi enterprise router.

SPECIFICATIONS

DIGI CORE PLUG-IN LTE MODEM

SOFTWARE	
REMOTE MANAGEMENT	Digi Remote Manager
PROTOCOLS	USB 2.0 / 3.0 (CM module's interface), UMTS, HSPA+, LTE, LTE-A, LTE-A Pro (supported cellular protocols vary by module type)
SECURITY	Tamper-proof with internal SIM slots and optional locking mechanism
PHYSICAL	
DIMENSIONS (L x W x H)	102 mm x 51 mm x 15 mm (4.0 in x 2.0 in x 0.6 in)
WEIGHT	0.156 kg (5.5 oz.)
ENVIRONMENTAL	
OPERATING TEMPERATURE	Commercial temperature: 0 °C to 40 °C (32 °F to 104 °F) Industrial temperature: -40 °C to 70 °C (-40 °F to 158 °F)
STORAGE TEMP AND HUMIDITY	-45 °C to 75 °C (-49 °F to 167 °F); 5% to 95% non-condensing
APPROVALS	
EMISSIONS / IMMUNITY	FCC Part 15, Subpart B, Class A; CE, RCM; CAN ICES-3(B)/NMB-3(B)
CELLULAR SPECIFICATIONS	
CELLULAR ANTENNA	(1, 2, 3 or 4) Dipole; Frequency: 700-960/1575-2700 hz; Gain: 1-4 dBi
SIM	(2) SIM card slot (size 2FF), software selectable and hardware switchable
DIGI CORE PLUG-IN LTE MODEMS*	
DIGI CORE 1002-CMM1 (NORTH AMERICA)	LTE Cat M1 / NB1; LTE Bands: B1, B2, B3, B4, B5, B8, B12, B13, B18, B19, B20, B26, B28; 2G (EGPRS): 850 / 900 / 1800 / 1900 MHz; Transfer rate (max): M1: 300 kbps down, 375 kbps up; NB1: 21 kbps down, 62.5 kbps up; 2G: 296 kbps down, 236 kbps up; Industrial temperature
DIGI CORE 1002-CMF4 (NORTH AMERICA)	LTE Cat 4; LTE Bands: B2, B4, B5, B12, B13, B14 FirstNet®, B66, B71; 3G: B2, B4, B5; Transfer rate (max): 150 Mbps down, 50 Mbps up; Industrial temperature
DIGI CORE 1002-CMG4 (GLOBAL)	LTE Cat 4; LTE Bands: B1, B2, B3, B4, B5, B7, B8, B12, B13, B18, B19, B20, B25, B26, B28, B38, B39, B40, B41; 3G: B1, B2, B4, B5, B6, B8, B19; 2G EDGE / GPRS: 850 / 900 / 1800 / 1900 MHz; Transfer rate (max): 150 Mbps down, 50 Mbps up; Industrial temperature
DIGI CORE 1002-CMG4-G (EMEA)	LTE Cat 4; LTE Bands: B1, B2, B3, B4, B5, B7, B8, B12, B13, B18, B19, B20, B25, B26, B28, B38, B39, B40, B41; 3G: B1, B2, B4, B5, B6, B8, B19; 2G EDGE / GPRS: 850 / 900 / 1800 / 1900 MHz; Transfer rate (max): 150 Mbps down, 50 Mbps up; Industrial temperature
DIGI CORE 1002-CM45 (EMEA)	LTE Cat 4; LTE Bands: B3, B7, B20, B31, B72; 450 MHz support; Transfer rate (max): 150 Mbps down, 50 Mbps up; Industrial temperature
DIGI CORE 1003-CM07 (NORTH AMERICA)	LTE-Advanced Cat 7; LTE Bands: B2, B4, B5, B7, B12, B13, B14 FirstNet®, B25, B26, B41, B42, B43, B48, B66, B71; 3G: B2, B5; Transfer rate (max): 300 Mbps down, 150 Mbps up; Industrial temperature
DIGI CORE 1003-CM18 (GLOBAL)	LTE-Advanced Pro Cat 18; LTE FDD Bands: B1, B2, B3, B4, B5, B7, B8, B12, B13, B14 FirstNet®, B17, B18, B19, B20, B25, B26, B28, B29, B30, B32, B66, B71; LTE TDD: B38, B39, B40, B41, B42, B43, B46; B48; 3G: B1, B2, B4, B5, B8, B9, B19; Transfer rate (max): 1.2 Gbps down, 150 Mbps up; Commercial temperature
DIGI CORE PLUG-IN LTE MODEMS WITH GNSS SUPPORT*	
DIGI CORE 1003-CM07 (NORTH AMERICA) AND DIGI CORE 1002-CMG4-G (EMEA)	GPS, GLONASS, BeiDou, Galileo, QZSS; Connector: 50 Ω SMA (center pin: female); Protocol NMEA 0183 V3.0; Acquisition Time Hot Start 1 s; Warm Start 29 s; Cold Start 32 s; Accuracy Horizontal: < 2 m (50%), < 5 m (90%); Altitude: < 4 m (50%), < 8 m (90%); Velocity: < 0.2 m/s

*Please reference router/chassis datasheets for Digi CORE plug-in LTE modem compatibility. Transfer rates are network operator dependent.

PRODUCT IMAGES

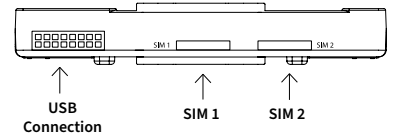
DIGI CORE PLUG-IN LTE MODEM DUAL SIM



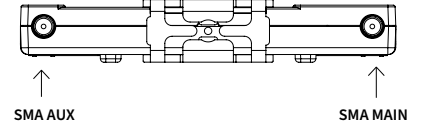
DIGI CORE PLUG-IN LTE MODEM TOP



DIGI CORE PLUG-IN LTE MODEM BACK



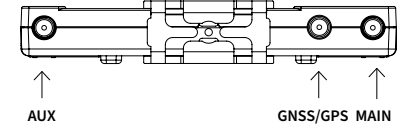
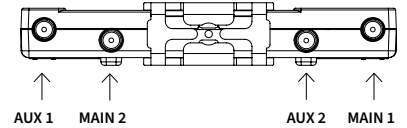
DIGI CORE PLUG-IN LTE MODEM FRONT



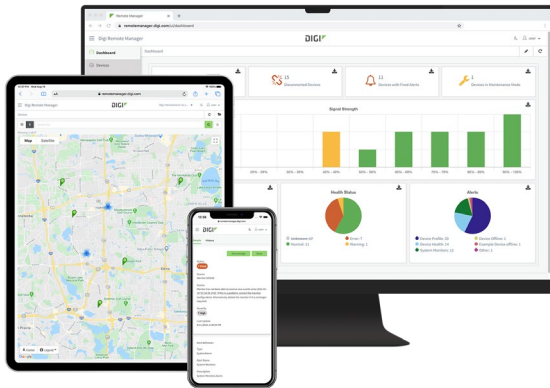
DIGI CORE PLUG-IN LTE MODEM TOP — CAT 18



DIGI CORE PLUG-IN LTE MODEM TOP — CAT 4 AND CAT 7



DIGI REMOTE MANAGER



Digi Remote Manager is the technology platform that brings networks to the next level, allowing networks — and the people who manage them — to work smarter. With Digi Remote Manager you can transform a multitude of dispersed IoT devices into a dynamic, intelligent network. Now you can easily deploy, monitor and diagnose thousands of mission-critical devices from a single point of command — on your desktop, tablet or phone. All the while, its software-defined security diligently safeguards your entire Digi ecosystem.

Learn more at www.digi.com/digi-remote-manager.

CAPABILITIES

- Activate, monitor and diagnose your mission-critical devices from a single point of command and control
- Schedule key operations — including firmware updates and file management — on a single device or on a group of devices, keeping your network functionality up-to-date and maintaining compliance standards
- Manage edge devices out-of-band via console terminal access
- Keep tabs on device health and connectivity across device deployments of any size
- Create detailed reports and enable real-time alerts for specified conditions
- Integrate device data through open APIs to gain deeper insights and control with third-party applications
- Report and alert on performance statistics, including connection history, signal quality, latency, data usage and packet loss

INFRASTRUCTURE

- Hosted in a commercial-grade cloud server environment that meets SOC 1[®], SOC 2[®] and SOC 3[®] standards
- Superior availability, operating to 99.9% or greater
- Open APIs available to support application development

SECURITY

- Comprehensive security controls in place to protect your data
- Member of the Center for Internet Security[®] (CIS[®])
- Enables compliance with security frameworks like ISO27002, HIPAA, NIST and more
- Earned Skyhigh's CloudTrust[™] Program highest rating of Enterprise-Ready

PART NUMBERS**DIGI CORE PLUG-IN LTE MODEM**

1002-CMM1-GLB	Digi CORE plug-In LTE modem — North America LTE / M1 / NB1, 2G fallback; Visit: https://www.digi.com/resources/certifications for latest certifications
1002-CMF4-OUS	Digi CORE plug-In LTE modem — North America LTE / HSPA+ Cat 4, 3G fallback; Visit: https://www.digi.com/resources/certifications for latest certifications
1002-CMG4-GLB	Digi CORE plug-In LTE modem — Global LTE Cat 4, 3G / 2G fallback; Visit: https://www.digi.com/resources/certifications for latest certifications
1002-CMG4-GLB-G	Digi CORE plug-In LTE modem — EMEA LTE Cat 4, 3G / 2G fallback; GNSS: GPS, GLONASS, BeiDou, Galileo, QZSS; Visit: https://www.digi.com/resources/certifications for latest certifications
1002-CM45-OEU	Digi CORE plug-In LTE modem — EMEA LTE Cat 4, 450 MHz support; Visit: https://www.digi.com/resources/certifications for latest certifications
1003-CM07-OUS	Digi CORE plug-In LTE modem — North America LTE-A / HSPA+ Cat 7, 3G fallback; GNSS: GPS, GLONASS, BeiDou, Galileo, QZSS; Visit: https://www.digi.com/resources/certifications for latest certifications
1003-CM18-GLB	Digi CORE plug-In LTE modem — Global LTE-A Pro / HSPA+ Cat 18; Visit: https://www.digi.com/resources/certifications for latest certifications

**FOR MORE INFORMATION
PLEASE VISIT [DIGI.COM](https://www.digi.com)**

*FirstNet® and FirstNet Ready™ are registered trademarks and service marks of the First Responder Network Authority.

DIGI SERVICE AND SUPPORT / You can purchase with confidence knowing that Digi is always available to serve you with expert technical support and our industry leading warranty. For detailed information visit www.digi.com/support.

© 2023 Digi International Inc. All rights reserved.

All trademarks are the property of their respective owners.

E3/1123
91004367

DIGI INTERNATIONAL WORLDWIDE HQ
877-912-3444 / 952-912-3444 / www.digi.com

DIGI INTERNATIONAL JAPAN
+81-3-5428-0261 / www.digi-intl.co.jp

DIGI INTERNATIONAL GERMANY
+49-89-540-428-0

DIGI INTERNATIONAL SINGAPORE
+65-6213-5380

DIGI INTERNATIONAL CHINA
+86-21-50492199 / www.digi.com.cn

